

# HIGH CURRENT TIMING RELAY

SOLID STATE ENCAPSULATED MODULE

10 AMPERE RATING

## Series 841J - ON DELAY

CMOS DIGITAL CIRCUITRY




- Environment Protected
- Tamper Proof
- No False Operate
- Small Size – 2" x 2" x 15/16"
- Lightweight – approximately 2.5 oz.
- Rugged
- Transient Protected to 6000V

Input power when applied starts the ON delay timing. When the preset time delay has run out the on board relay is energized and the load is turned **ON**. The load will remain ON until the input power is removed. Power must be applied during timing and after time out, or as long as necessary to keep the load energized. Momentary loss of power during timing will not cause momentary actuation of the load. Remove input voltage to reset.

Control the timing of high power electric heaters, lamps, transformers and other high current loads rated less than 10 amps Resistive. CMOS digital circuitry is combined with high current output relay contacts. P/C board and internal components are encapsulated in a flame retardant molded housing, fitted with quick connect wiring terminals. Available in all standard voltages and frequencies. Fixed or adjustable timing from .1 seconds to 24 hours.

### TIMING DIAGRAM



### SPECIFICATIONS

1. Repeat Accuracy:  $\pm 0.25\%$
2. Combined Effect of Temperature and Voltage upon Repeat Accuracy:  $\pm 2\%$
3. Reset Time: 15 ms.
4. Operating Voltage Tolerance:  $\pm 20\%$
5. Load Current: 10 Amps Resistive at 120VAC, 5 Amps Resistive at 240VAC & 28VDC
6. Dielectric Strength: 1500 VRMS
7. Insulation Resistance: 100 Megohms Min.
8. Input Transient Protection: 3000V 120V UNITS, 6000V 240V UNITS
9. Temperature Ambients: Operating  $-40^{\circ}\text{C}$  to  $+70^{\circ}\text{C}$  Storage  $-55^{\circ}\text{C}$  to  $+85^{\circ}\text{C}$
10. Humidity-Operating: 95% Relative
11. Linearity(Option A or D ):  $\pm 5\%$  Minimum from 10% to 90% of range
12. Timing Tolerance:  $\pm 9\%$  + Tolerance of Rt Std.,  $\pm 5\%$  Special (Fixed)

### HOW TO ORDER 841J – (T) (V) (P)

SERIES	(T) = TIME RANGE	(V)=VOLTAGE	(P) = OPTIONS
841J	P = 0.1 - 5 SEC.	1 = 12VDC	O - CUSTOMER SUPPLIES OWN POTENTIOMETER OR RESISTOR A - POTENTIOMETER SUPPLIED AS LOOSE PART *B - EXTERNALLY INSTALLED RESISTOR *C - FACTORY FIXED INTERNAL D - TRIMMER POTENTIOMETER INSTALLED ON TERMINALS R - INTERNAL POTENTIOMETER WITH THRU SHAFT S - INTERNAL POTENTIOMETER WITH SCREWDRIVER SLOT
	1 = 0.1 - 10 SEC.	2 = 24VDC	
	L = 0.2 - 20 SEC.	3 = 48VDC	
	J = 0.3 - 30 SEC.	4 = 24VAC	
	M = 0.6 - 60 SEC.	5 = 120VAC	
	2 = 1 - 100 SEC.	6 = 240VAC	
	K = 1.2 - 120 SEC.	7 = 110VDC	
	F = 2 - 180 SEC.		
	E = 3 - 300 SEC.		
	3 = 10 - 1000 SEC.		
	4 = 0.1 - 10 MIN.		
	G = 0.3 - 30 MIN.		
	H = 0.6 - 60 MIN.		
	5 = 1 - 100 MIN.		
V = 3 - 300 MIN.			
6 = 10 - 1000 MIN.			
D = 1 - 24 HRS.			

*\* For Fixed Time Specify The Value In Seconds, Minutes, Or Hours*

**MADE IN USA**

**EXAMPLE P/N: 841J-340** This is an ON DELAY 10A Rated Timer with an adjustable 10 – 1000 second DELAY and an INPUT VOLTAGE of 24 VAC. The customer will supply the time adjust potentiometer or resistor.

American Control Products / Precision Timer  
 a division of Prime Technology  
 344 Twin Lakes Road  
 North Branford, CT 06471  
 Telephone: (203) 481-5721  
 Fax: (203) 481-8937  
 Email: sales@primetechnology.com  
 www.primetechnology.com



### TECHNICAL BULLETIN

### SOLID STATE TIMING MODULE

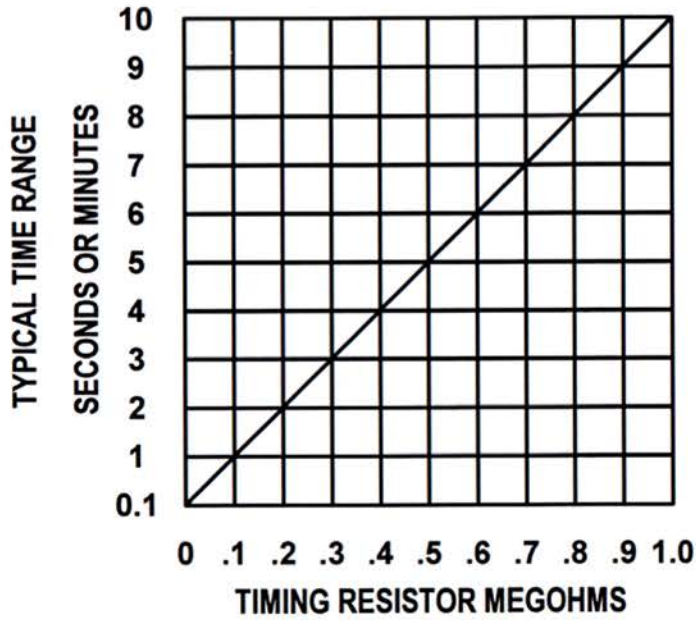
PAGE 1  
OF 2

DATE  
6-4-01

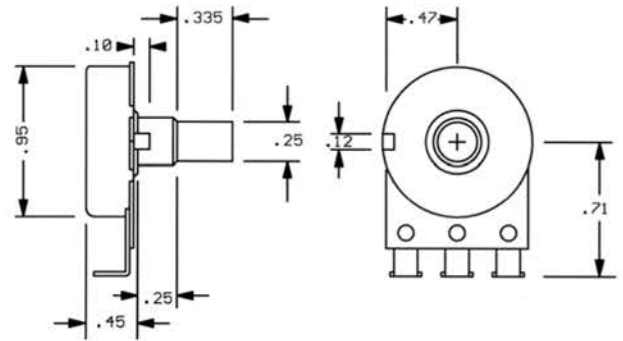
**841J**

REV  
B

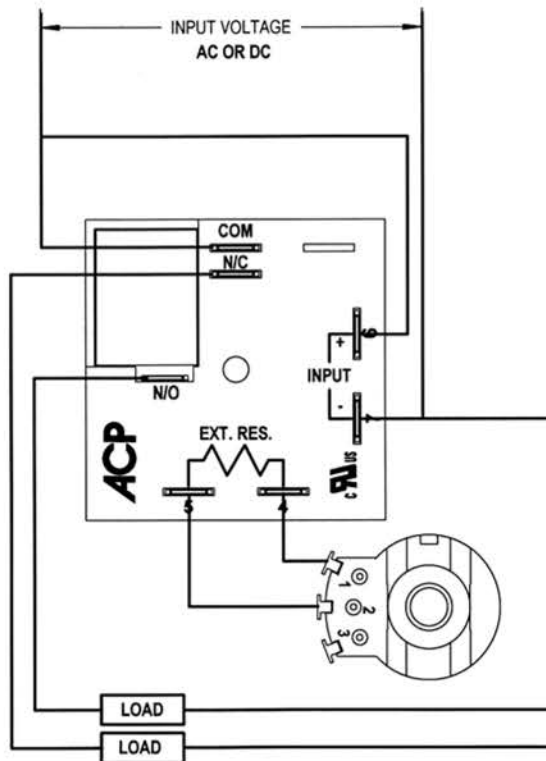
### TYPICAL CALIBRATION RESISTANCE VS TIME



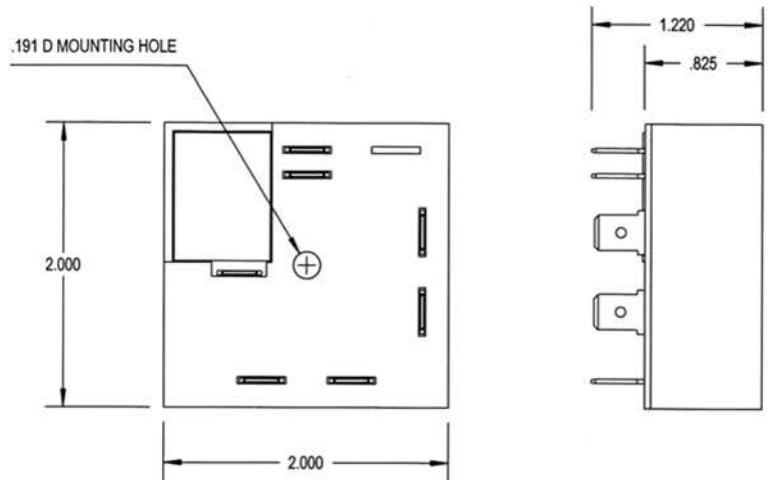
ACCESSORIES AVAILABLE FROM STOCK  
CONTROL POTENTIOMETERS (OPTION A)  
ORDER P/N PM-1M 1 MEGOHM ± 20%



### TYPICAL WIRING



### OUTLINE DRAWING



MADE IN USA

American Control Products / Precision Timer  
a division of Prime Technology  
344 Twin Lakes Road  
North Branford, CT 06471  
Telephone: (203) 481-5721  
Fax: (203) 481-8937  
Email: sales@primetechnology.com  
www.primetechnology.com



### TECHNICAL BULLETIN

### SOLID STATE TIMING MODULE

PAGE 2  
OF 2

DATE  
6-4-01

841J

REV  
B